



# MTH



Spring 1996

# WELCOME TO MTH

## And the exciting world of MTH Electric Trains for 1996.

It is with great pride that we introduce our largest and most eye-popping catalog ever! A special thanks goes to you; for your support and feedback have helped form our line and direction. In the two years we have been manufacturing quality O gauge trains under the MTH and RailKing names, we have introduced fourteen diesel locomotives in almost 100 paint schemes, ten die-cast steam locomotives in 28 paint schemes, a GG-1 electric in six paint schemes, a line of eight rugged freight cars in forty different schemes, three types of passenger cars in 30 schemes, a line of electronics and digital sound systems, standard gauge tinsplate trains and accessories, and now a line of O gauge accessories.



*Many MTH Premier Diesels feature many exciting extras including operating ditch lights.*

It takes an unbelievable effort to offer this much variety (no other O Gauge manufacturer has produced so many new-tooled items in this time frame), but that's what you have asked for. We hope you will see our commitment to continue to bring even more new and exciting items and features to our O gauge and O scale

trains. This year, we are introducing a first for the O gauge market - diesel exhaust smoke. You'll find it in every Premier line diesel capable of housing the smoke system. As with our MTH ProtoSounds Electronics this and all our features add even more fun and realism to operating your trains.


1996 features the finest line-up ever for our Premier line. The greatest Chesapeake and Ohio locomotive ever, the articulated

2-6-6-6 Allegheny will arrive as a die-cast masterpiece, with every feature we can load into a steam engine. We wouldn't keep you waiting forty eight years for this one, C & O fans! For you modelers of massive mainline power, the legendary Union Pacific Gas Turbine is a locomotive you must see to appreciate. Loaded with detail, this



*Check out the superior detail level found on MTH Premier Steam Engines.*

enormous three-unit set features four motors and a die-cast fuel tender. In this catalog, you'll find three



*Look for operating smoke on many MTH Premier Diesels.*

Premier line diesels in 1996; the EMD SD-9, the EMD SD60 (conventional cab), and the famous Fairbanks-Morse Trainmaster. All will contain our latest high tech features

and come in a variety of popular paint schemes. In addition, we are offering all new 70 scale foot streamlined passenger sets to match our locomotives.




As always, each item in our catalog was born from your requests, so keep answering our surveys.

*Colorful and authentic paint schemes along with extras like lighted cab interiors with engineer figures give MTH engines a look not found in other engines.*

This year, we introduced our value-packed RailKing line with a commitment to give you "Quality in the tradition you remember". The results have been overwhelming. and our RailKing line will continue to grow, with our first RailKing 0-27 diesel locomotive, the popular F-3.

Our RailKing diesels will feature the same drive system as our scale proportioned F-3's, allowing the



*Twin, flywheel equipped motors give RailKing Diesel Engines pulling strength unsurpassed by other 0-27 engines and rivaling scale length O Gauge diesels.*

0-27 operator to experience the power and performance of MTH Trains. In some cases, these traditional engines will outperform other O Gauge manufacturer's engines costing hundreds of dollars more!

You will also be able to choose from two new RailKing die-cast steamers, the popular J3a Hudson,



*An outstanding puffing operating smoke system give RailKing steam engines superior smoke effects that have to be seen to be appreciated!*

and the famous N & W "J". We ask that you compare these die-cast engines to our competition's for performance, craftsmanship, detail and price. Make a trip to an MTH dealer and pick up a RailKing engine. Feel its quality and learn firsthand


why RailKing Trains are the finest 0/0-27 trains available.

So sit back and enjoy the colorful photographs and artist's renderings in our latest catalog. We hope you find our new offerings to be as exciting as we do. As always, your comments and feedback are encouraged and welcome.

Sincerely,

Mike Wolf

President, MTH Electric Trains



**M.T.H. 1996 PREMIER LINE**



CHESAPEAKE & OHIO

*Chesapeake and Ohio*

1611


UNION  
PACIFIC



5  
UNION PAC

# MTH RAILCESSORIES

## Trackside Accessories



No. 54 Two Lamp Street Lamp Set  
Item No. 1019

Lighted Lock-On  
Item No. 1021

### New From MTH - Trackside Accessories

This attractive die-cast street lamp, a reproduction of the No. 54 Street Lamp, is available in a two lamp set. A glossy baked enamel finish in green or maroon, these heavy, dual-lighted street lamps make a beautiful addition to any layout.

Lighted Track Lock-On is an inexpensive alternative to non-lighted lockons. The green encased long lasting bulb provides instant confirmation that your track is correctly wired and powered eliminating the guessing game non-lighted lockons have created for years.

## MTH Train Apparel



MTH Polo Shirts  
Item No. 1300

### Accessorize With MTH Electric Trains

Our colorful polo shirts make a great gift for that favorite model railroader. These quality 100% cotton shirts feature a large MTH full color logo on the back and a single color breast logo on the front.

You'll never miss the train again thanks to our large battery operated clock. Measuring over eight inches in diameter, the black encased clock features a full color MTH logo on its face.

### MTH Clock And Thermometer



MTH Clock  
Item No. 1201

MTH Thermometer  
Item No. 1202

Compliment your clock with our colorful wall thermometer. Measuring almost seven inches tall, this thermometer is perfect indoors or out.

# 60' STREAMLINED ALUMINUM SETS

It's the return of our popular aluminum car sets now available in affordable 4-car sets. These traditional length cars are a perfect fit to run behind any semi-scale engine on O-31 curves! Each car measures approximately 15 inches in length and are either plated in bright annodization for a chrome like appearance or painted to match your favorite MTH engines.

## 4-Car Aluminum Set Features

\* Annodized Or Painted Metal Bodies \* Die-Cast Metal Trucks \* Die-Cast Operating Metal Couplers \* Stamped Metal Floors \* Sliding Baggage Car Doors \* Authentically Painted or Decorated \* Fast-Angle Metal Wheels \* Needle-Point Axles \* Lighted Passenger Interiors \* Each Car Measures Approximately 3<sup>1</sup>/<sub>4</sub>" Tall by 15" Long by 2<sup>3</sup>/<sub>8</sub>" Wide \*



Norfolk & Western Painted Item No. 6014



Santa Fe Plated Item No. 6016



**4-CAR SET INCLUDES**  
1 Baggage, 1 Coach, 1 Vista Dome and 1 Observation Car



New York Central Plated Item No. 6013



Union Pacific Plated Item No. 6015

# FM'S MIGHTY TRAINMASTER

The Trainmaster, a name synonymous with model railroading and easily one of the most famous diesel locomotives to ever run the rails began its development and testing during World War II in Fairbanks Morse's Wisconsin shops. When completed, the Trainmaster burst upon the railroad world in 1953 with impressive credentials, including a massive 2,400 horsepower opposed piston engine design.

MTH Electric trains is proud to announce the finest quality FM Trainmaster ever built for the O Gauge Market. Available in four popular paint schemes, the Trainmaster can be purchased with MTH ProtoSounds and Proto-Couplers for state-

of-the-art performance. Featuring an all metal chassis and two powerful, flywheel equipped motors, the MTH Trainmaster, like its real life counterpart is capable of pulling almost any passenger or freight consist.



Santa Fe FM Trainmaster  
Item No. 2123





## FM TRAINMASTER FEATURES

- \* Operating Directionally Controlled Headlights
- \* Stamped Metal Chassis Floor
- \* Die-Cast Trucksides, Pilots and Fuel Tank
- \* Die-Cast Operating Metal Couplers
- \* Colorfully Decorated Paint Schemes
- \* Available In 3 Cab Numbers
- \* Operates On O-31 Track
- \* Nickel Plated Metal Handrails & Stanchions
- \* Works With "Standard" AC Transformers
- \* Equipped With Electronic Diesel Horn Or Optionally Equipped With ProtoSound™ Digital Sound & Train Control
- \* 2 Precision Fly-wheel Equipped Motors
- \* Measures 3<sup>3/4</sup>" x 15" x 2<sup>1/2</sup>"

Jersey Central FM Trainmaster Item No. 2120



Southern FM Trainmaster Item No. 2121



Denver Rio Grande FM Trainmaster Item No. 2122



# EMD SD9 DIESEL

Needing to answer the growing competition with a six axle freight locomotive, EMD introduced the SD-7 in 1952. Within two years, the versatile SD-9 was released with 1750 horsepower, 250 more "horses" than its predecessor.

Suited for a variety of uses, the SD-9 proved durable and was easily maintained, making the units extremely popular with many railroads. With over 469 engines

sold in five years, the SD-9 ranked first among all six-axle diesels until EMD's own SD-40 finally surpassed this sales total years later!

MTH is proud to announce O gauge's first ever scale SD-9. Built with all of our best components and features, the MTH


SD-9 will perform flawlessly even on O-31 layouts. As with all of our Premier line diesels, the SD-9 can be ordered with or without MTH protosounds for even more operating realism.




Chessie SD-9 Diesel  
Item No. 2108

## EMD SD-9 FEATURES

\* Operating Directionally Controlled Headlights \* Die-Cast Trucksides, Pilots and Fuel Tank \* Operating Metal Couplers \* Colorfully Decorated Paint Schemes \* 2 or 3-Rail Versions \* Available In 3 Cab Numbers \* Operates On O-31 Track \* Metal Handrails & Horn \* Works With "Standard" AC Transformers \* Equipped With Electronic Diesel Horn Or Optionally Equipped With ProtoSound™ Digital Sound & Train Control \* 2 Precision Flywheel Equipped Motors \* Operating Diesel Smoke \* Lighted Cab Interior With Engineer Figure \* Measures 3<sup>3</sup>/<sub>4</sub>" x 16" x 2<sup>1</sup>/<sub>2</sub>" \*



Equipped With 2 Operating Smoke Stacks!!



Nickel Plate Road SD-9 Diesel Item No. 2110



Burlington SD-9 Diesel Item No. 2110



Denver Rio Grande SD-9 Diesel Item No. 2113



Pennsylvania SD-9 Diesel Item No. 2109

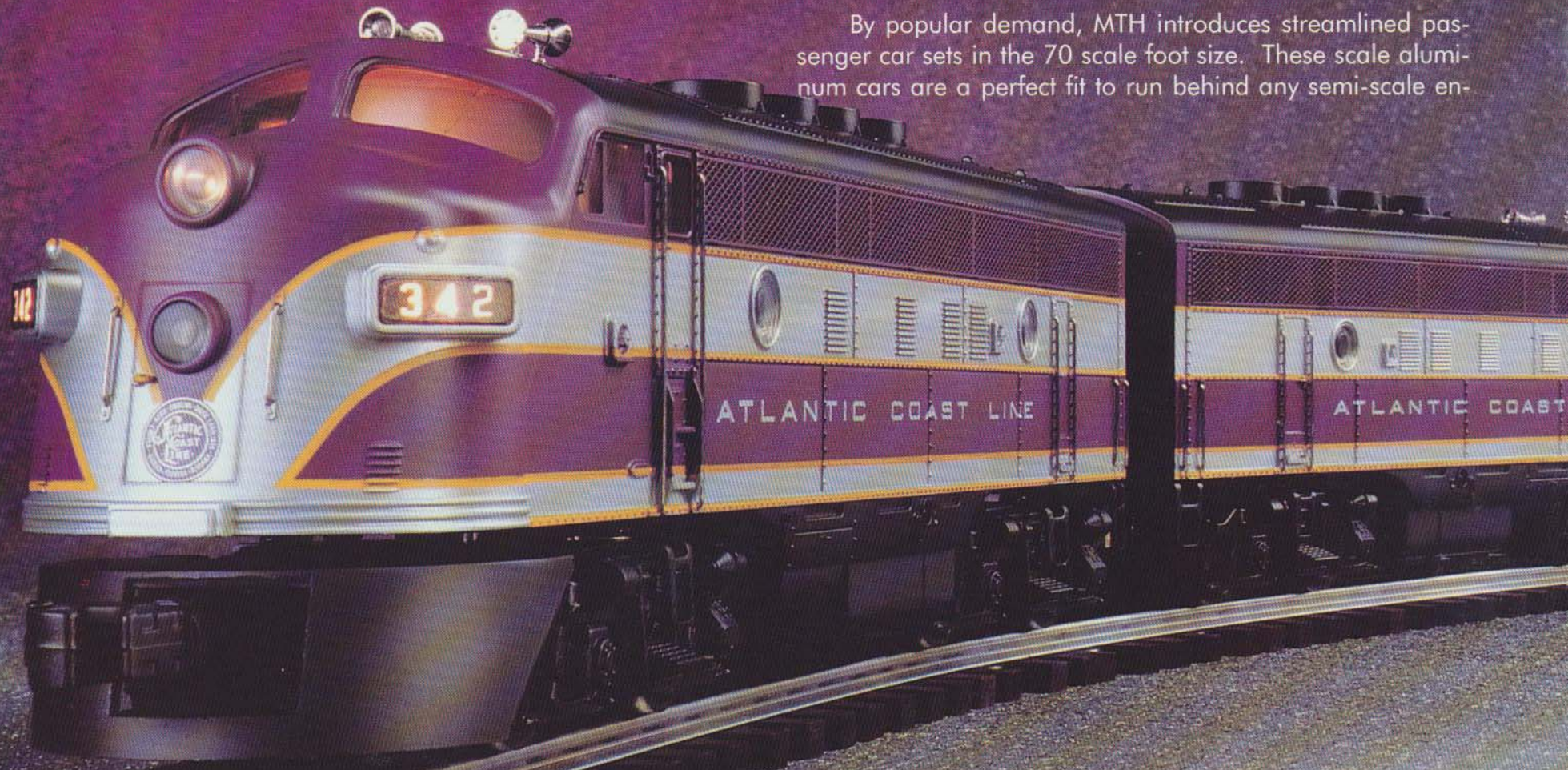


Southern Pacific SD-9 Diesel Item No. 2112



# 70' SCALE LENGTH ALUMINUM SETS

By popular demand, MTH introduces streamlined passenger car sets in the 70 scale foot size. These scale aluminum cars are a perfect fit to run behind any semi-scale en-



## 5-Car Scale Length Aluminum Set Features

Annodized Or Painted Metal Bodies \* Die-Cast Metal Trucks \* Die-Cast Operating Metal Couplers \*  
Stamped Metal Floors \* Sliding Baggage Car Doors \* Authentically Painted or Decorated \* Fast-Angle  
Metal Wheels \* Needle-Point Axles \* Lighted Passenger Interiors \* Each Car Measures Approximately  
3<sup>1</sup>/<sub>4</sub>" Tall by 18" Long by 2<sup>3</sup>/<sub>8</sub>" Wide \* Operates On O-42 Or Larger Curves \* Set Includes 1 Baggage, 1  
Vista Dome, 2 Coaches and 1 Observation Car \*

gine on O-42 and larger layouts. Each car is 17 1/2 inches long and is color matched to your MTH locomotives for an absolutely stunning passenger consist.

Available as five car sets, MTH scale passenger cars are quad-lighted and feature durable die-cast trucks, couplers

and metal floors. Needle-point axles and bearings mean less drag and easier operation, even on sharp O-42 turns. Choose from eight exciting roadnames for the most beautiful passenger set on your layout.




# EMD SD60 DIESEL

The return of the MTH SD60 is here! The popular EMD diesel is back in all new roadnames, including a version in our Diesel Builders Series. Measuring over 18 inches in length, the 1996 SD60 comes outfitted with the standard or narrow cab nose giving the engine a different look from our previous wide cab SD60-M.

Each SD60 locomotive is equipped with two flywheel coasting motors, a diesel electronic horn or our optional ProtoSounds digital sound system, operating ditch lights and our all new operating diesel smoke system. The features combine to give the

operator an engine unsurpassed in quality, detail and operating performance. Intricately detailed and outfitted with additional



Burlington SD-60 Diesel  
Item No. 2116


**OPERATING DIESEL SMOKE!!**



options like a removable snow plow, lighted cab interior and engineer figure make this engine a unique reproduction of the famous EMD legend.

## EMD SD60 FEATURES

\* Operating Directionally Controlled Headlights \* Die-Cast Trucksides, Pilots and Fuel Tank \* Operating Metal Couplers \* Colorfully Decorated Paint Schemes \* 2 or 3-Rail Versions \* Available In 3 Cab Numbers \* Operates On O-31 Track \* Metal Handrails & Horn \* Works With "Standard" AC Transformers \* Equipped With Electronic Diesel Horn Or Optionally Equipped With ProtoSound™ Digital Sound & Train Control \* 2 Precision Flywheel Equipped Motors \* Operating Diesel Smoke \* Lighted Cab Interior With Engineer Figure \* Measures 3<sup>3</sup>/<sub>4</sub>" x 18" x 2<sup>1</sup>/<sub>2</sub>" \*



BUILDERS SERIES - No. 3



EMD Builders Model SD60 Diesel Item No. 2119

Norfolk Southern SD60 Diesel Item No. 2115



Conrail SD60 Diesel Item No. 2118



Chicago Northwestern SD60 Diesel Item No. 2117



CSX SD60 Diesel Item No. 2114



# MTH STANDARD TINPLATE - THE 408E

## Tinplate Fans - It's the return of the 408E

The bright colors and tinplate styling of yesteryear return with the release of the MTH 408E. Easily one of the most attractive and popular standard gauge engines of all time, this two-motored unit features operating lights, a mechanical E-Unit and all the other features that make tinplate engines as unique in operation as in their appearance.

## MTH 408E FEATURES

- \* Tinplate Construction
- \* Twin Motors
- \* Two-Tone Brown or Two-Tone Green Paint Schemes
- \* Two Operating Couplers
- \* Operating Headlights
- \* Operating Red and Green Running Lights



Two-Tone Brown 408E Item No. 1023

Two-tone Apple Green Std. Gauge 408E Item No. 1022



# - 600 SERIES PASSENGER CAR SETS


Introduced to model railroading in 1931, the popular 613 series passenger cars became a mainstay for many years. Although popular with modelers even today, these ideally sized metal cars are extremely difficult to find. Finally, MTH is returning to the O Gauge reproduction market with two stunning 613 series O Gauge passenger sets.

Constructed from stamped metal components, the MTH quality-built 613 cars will be a hit with all tinplate fans. Each four car set features one baggage, two coaches and one observation car. All cars can operate on O-27 track and feature operating couplers and removable roofs. Each passenger car contains interior lighting.

Equally at home behind a RailKing Hudson or Mohawk die-cast steamer, these beautiful passenger cars are perfect for any tinplate collector or holiday garden. Choose from two popular baked-enamel paint schemes, Terra Cotta or Two-tone Green and add a touch of color and flavor to your railroad!

## Featuring

- \* Brightly Painted Stamped Metal Bodies
- \* Stamped Metal Trucks
- \* Operating Metal Couplers
- \* Stamped Metal Floors
- \* Sliding Baggage Car Doors
- \* Colorfully Painted and Decorated
- \* Metal Wheels and Axles
- \* Lighted Interiors
- \* Each Set Contains: 1 Baggage, 2 Coaches and 1 Observation Car



Two Tone Green 4-Car 600 Series Passenger Set  
Item No. 1024




Terra Cotta 4-Car 200 Series Passenger Set  
Item No. 1025

Like many railroads, the Chesapeake and Ohio Railway faced terrain challenges on many of its routes as it searched for ever more economical means of delivering coal over the imposing Allegheny Mountains. C&O thought they found a solution when it looked to Lima Locomotive Works and their "Super-Power Engines". In 1941, on the eve of the United States' entry into World War II, Lima delivered the H-8 Allegheny; and a legend was born.

An enormous 130 feet long and weighing over 1,000,000 pounds, the 2-6-6-6 articulated was the most powerful steam locomotive ever built. Establishing a record 7,500 drawbar-horsepower, the H-8 provided a vital service in transporting our nations energy needs at a most crucial time in history. The Allegheny could also obtain high speeds allowing many units to be used in passenger as well as freight service.

With over 60 units delivered by 1948 the H-8s were a common, yet always awesome sight on the Chesie. The Allegheny, perhaps as much




C&O Allegheny Articulated Steam Engine  
Item No. 3017

# C&O'S MOUNTAIN OF THE RAILS

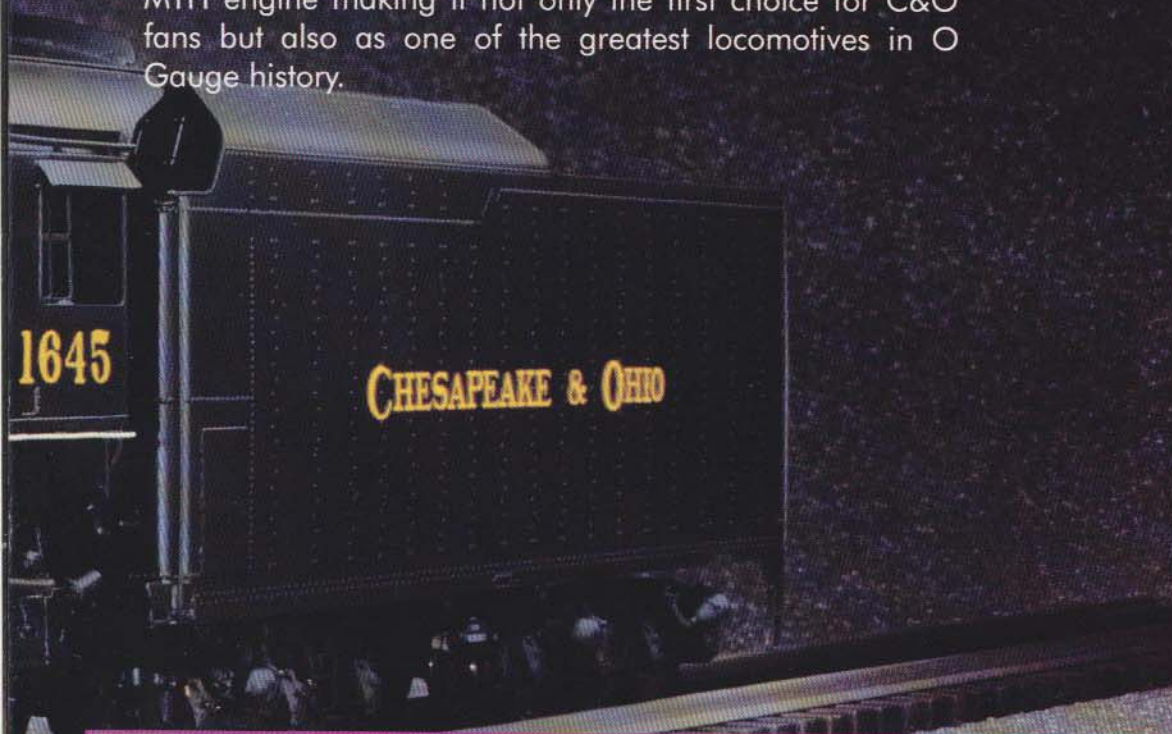
as any other engine, marked the "Glory Days" of steam power and will always be a favorite of any railfan.

Never before produced in O Gauge, MTH is proud to announce a beautifully detailed, scale reproduction of the



# - "THE ALLEGHANY"

H-8 Allegheny. Produced in die-cast metal, the H-8 articulated is built with all of the craftsmanship and detail that makes MTH steam engines the finest available. With the incredibly realistic MTH ProtoSounds and flawless performance of our powerful Pittman motor, this C&O steamer is equipped with more features than any other MTH engine making it not only the first choice for C&O fans but also as one of the greatest locomotives in O Gauge history.



## C&O ALLEGHANY FEATURES

\* Operating Constant Voltage Headlight \* Die-Cast Chassis \* Die-Cast Boiler and Tender Body \* Die-Cast ProtoCoupler \* Authentic C&O Paint Scheme and Cab Number \* 2 or 3-Rail Versions \* Operates On O-72 Track \* Metal Handrails & Stanchions \* Works With "Standard" AC Transformers \* Equipped With ProtoSound™ Digital Sound & Train Control \* Precision Pittman<sup>RC</sup> Motor With Flywheel Drive Train \* 2 Constant Output Operating Smoke Units \* Engineer Figure \* Detailed Cab Interior \* Operating Firebox Glow \* Measures 3<sup>3/4</sup>" x 32" x 2<sup>5/8</sup>" \*

EQUIPPED WITH



DESIGNED BY **CSL**

Each C&O Alleghany ProtoSound equipped locomotive contains an onboard computer system that constantly analyzes your engine's operating status to control sounds. No mechanical cams or other devices are required to govern the sound according to the engine's speed. Remote control over typical operations such as uncoupling are controlled automatically with your transformer's whistle button.

And, new for 1996 are **ProtoSound Station Announcements**. This revolutionary feature allows you to announce your arriving H-8 when it pulls into your train station, complete with squeaking brakes, station PA announcements and passenger disembarking sounds. When you're ready to pull your Alleghany out of the station, you'll hear passenger loading sounds, more station PA announcements and even the conductor yelling "All Aboard!". It all occurs automatically when you trigger the feature through your transformer whistle button.

## C&O Alleghany ProtoSound Features

- 16 Bit Digital Articulated Chuffing Engine Sounds
- Digital Steam Whistle and Bell Sounds
- ProtoCoupler Remote Uncoupling System With Digital Coupler Sounds
- Remote Volume & Lockout
- Self-Recharging Battery Backup System With Auto Shutdown
- Neutral Activated Steam Sounds Including Blow-Down, Injector and Pop-Off Sounds
- All New **Passenger Station Announcement Sound** Sequences
  - Squeaking Brakes
  - Passenger Embarking and Disembarking Sounds
  - Station PA Announcements
  - Conductor Sounds

# UNION PACIFIC'S MIGHTY "BIG BLOW" TU

Few locomotives are more recognizable and unique than the Union Pacific Gas Turbine. "The Big Blow" as it became known was a giant on the railroad, synonymous with large engines. The most powerful internal combustion engines in the world, the Gas Turbines evolved into two Co-Co units providing a colossal 8500 horsepower. One of the units carried the turbine and generator, and the other the control and auxiliary equipment. In addition, the Turbines ran with a converted steam engine tender as a fuel tank. Together, the units made up the world's most

awesome, locomotive, weighing a massive 850,000 pounds and measuring almost 179 feet in length.

Using less expensive Bunker C Oil, the Turbines held a cost advantage over the diesels in the West, and their enor-


mous power made them a favorite of then Union Pacific president A.E. Stoddard. The U. P. ordered a total of 55 Turbines and they became a mainstay on the road for years. Even though rising fuel costs forced the Turbines from the scene



Union Pacific Die-Cast Fuel Tender



Union Pacific Powered B Unit



# TURBINE

in 1969, these majestic giants have lived on in the hearts of all railfans.


MTH Electric Trains is proud to bring the legendary Union Pacific Gas Turbine

back to life for the first time ever in O gauge. This beautiful three-unit set consists of two dual-powered engines and a die-cast fuel tender for a combined length of over 45 inches! Built with all of

the detail, state-of-the-art features and meticulous craftsmanship that makes MTH Premier Locomotives the finest available, the Gas Turbine is certain to be-



come a centerpiece of any collection or layout. Add a set of matching MTH Union Pacific scale length passenger cars and create one of the most stunning passenger train in railroading.



Union Pacific Gas Turbine 3-Unit Set  
Item No. 3018

## UNION PACIFIC GAS TURBINE SET FEATURES

- \* Operating Directionally Controlled Headlights
- \* Die-Cast Trucksides, Pilots and Fuel Tank
- \* Operating Metal Couplers
- \* Authentically Decorated Paint Scheme
- \* 2 or 3-Rail Versions
- \* Operates On O-31 Track
- \* Metal Handrails & Horn
- \* Works With "Standard" AC Transformers
- \* Equipped With ProtoSound™ Digital Sound & Train Control
- \* 4 Precision Flywheel Equipped Motors
- \* 2 Operating Diesel Smoke Units
- \* Lighted Cab Interior With Engineer Figure
- \* Die-Cast Fuel Tender
- \* 3-Unit Set Measures 3<sup>3/4</sup>" x 45" x 2<sup>1/2</sup>"

## EQUIPPED WITH




DESIGNED BY OSIN

New for 1996 are **ProtoSound Station Announcements**. This revolutionary feature allows you to announce your arriving U.P. Turbine when it pulls into your train station, complete with squeaking brakes, station PA announcements and passenger disembarking sounds. When you're ready to pull your Turbine out of the station, you'll hear passenger loading sounds, more station PA announcements and even the conductor yelling "All Aboard!". It all occurs automatically when you trigger the feature through your transformer whistle button.

### U.P. Turbine ProtoSound Features

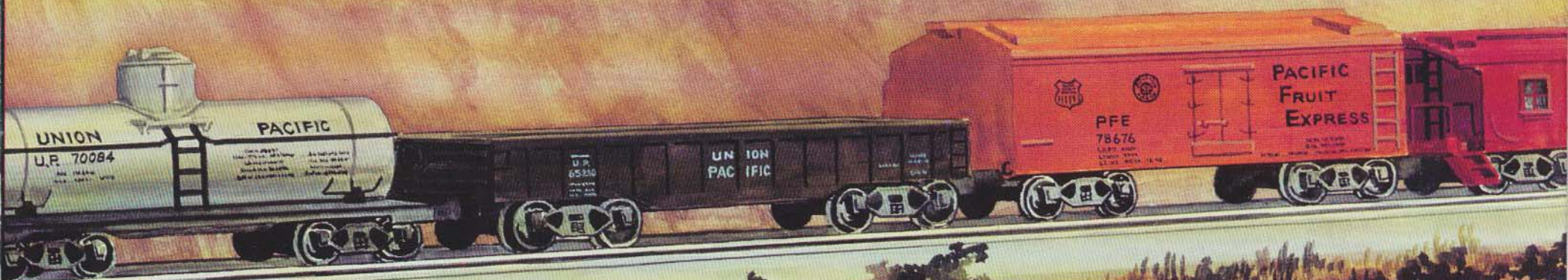

- 16 Bit Digital Turbine Diesel Engine Sounds
- Digital Diesel Horn and Bell Sounds
- ProtoCoupler Remote Uncoupling System With Digital Coupler Sounds
- Remote Volume & Lockout
- Self-Recharging Battery Backup System With Auto Shutdown
- Neutral Activated Cab Chatter Sounds
- All New **Passenger Station Announcement Sound** Sequences
  - Squeaking Brakes
  - Passenger Embarking and Disembarking Sounds
  - Station PA Announcements
  - Conductor Sounds





**RAIL KING**<sup>TM</sup>  
By MTH Electric Trains

*Quality In The Tradition You Remember*



**RAIL KING**  
By MTH Electric Trains

# F-3 AA DIESEL SETS!!

## Quality Traditional Sized Diesel Sets

A first in our RailKing line, these traditionally sized F-3 AA Sets are exquisitely detailed O-27 versions of the venerable EMD classic diesel. The F-3, long considered one of the most popular O Gauge engines of all time, finally comes to O-27 in fabulous RailKing quality.

All-New  
For O-27!!

Each AA set contains a powered A unit, complete with two powerful, flywheel equipped motors, a DCRU™ Electronic Reverse Unit, and a diesel electronic horn just like the MTH Premier F-3! Like the powered A unit, the non-powered A unit contains an operating headlight, die-cast trucks and pilots, and die-cast operating couplers.

One look at these authentically detailed F-3 bodies, constructed from durable ABS plastic and you'll wonder why the O-27 market has waited so long for a quality diesel like the RailKing F-3. Its durable construction and strong operating qualities will make it a favorite on your family's layout for years to come.



Union Pacific F-3 AA Diesel Set Item No. 2002

Choose from two exciting roadnames, the Union Pacific or the New York Central. For even more fun, RailKing diesels can be purchased in a pre-packaged RailKing Diesel Set. These colorfully boxed sets contain your choice of the Union Pacific or New York Central F-3 AA sets, three freight cars and a lighted caboose. See page 34 for more information on RailKing Diesel Sets.



## RailKing™ Diesel Engine Features

- \* Authentically Detailed ABS Plastic Bodies
- \* Stamped Metal Floors
- \* Die-Cast Trucks
- \* Operating Headlight
- \* Decorative Metal Whistle
- \* Flywheel Coasting Drive Train
- \* Operates With Any "Standard" AC Transformer
- \* Simulated Electronic Digital Diesel Horn
- \* Operating Die-Cast Couplers
- \* Runs On O-27 Track
- \* DCRU™ Electronic Reverse With Lockout
- \* All Metal Wheels & Gears
- \* Available In NYC or Union Pacific
- \* AA Set Measures Almost 23" In Length
- \* Combined Weight Of AA Set is Almost 5 Pounds



New York Central F-3 AA Diesel Set Item No. 2001

**RAIL KING**  
By MTH Electric Trains™


# NYC 4-6-4 HUDSON

## Introducing a Hudson For Everyone!

Following in the footsteps of our successful Mohawk, MTH introduces our latest RailKing steamer the famous 4-6-4 Hudson. Perhaps the most favorite steam engine of all time, our new die-cast steamer will be the finest 0-27 Hudson ever produced.

Featuring MTH quality construction, the all-new RailKing Hudson combines '50's ruggability and '90's technology into a die-cast traditional sized engine the whole family will enjoy for years to come. One look at the die-cast boiler and tender and you'll quickly see why RailKing locomotives are a perfect choice for your layout or even as child's first train.

Mounted on our revolutionary die-cast chassis, all RailKing steam engines feature a smooth running, flywheel coasting drive train that helps prevent derailment accidents. Every engine is equipped with a super puffing smoke system you have to see




New York Central Hudson Item No. 1103

to believe. The faster the engine goes, the greater the smoke output and the higher each puff reaches into the sky, just like real engines! Each engine is also equipped with

an operating headlight, a state of the art electronic reverse unit and an electronic whistle.

Choose from two popular road-names, the New York Central or the Union Pacific. Better yet, purchase one of our RailKing O-27 sets and get four O-27 freight cars with your engines. See page 32 for more information on RailKing steam engine sets.



## RailKing™ Hudson Engine Features

- \* Die-Cast Boiler
- \* Die-Cast Tender
- \* Die-Cast Chassis
- \* Operating Headlight
- \* Operating Puffing Smoke Unit
- \* Detailed Cab Interior
- \* Decorative Metal Whistle & Bell
- \* Flywheel Coasting Drive Train
- \* Operates With Any "Standard" AC Transformer
- \* Simulated Electronic Digital Whistle
- \* Operating Die-Cast Coupler
- \* Runs On O-27 Track
- \* DCRU™ Electronic Reverse With Lock-out
- \* All Metal Wheels & Gears
- \* Available In NYC or Union Pacific Livery
- \* Engine & Tender Measure Almost 20" In Length
- \* Combined Weight Of Engine and Tender is 7<sup>1/2</sup> Pounds \*

### Why Buy RailKing? - A Comparison

Our goal in developing the RailKing line was to produce a train line that would rekindle the memories of model railroading's past with a level of quality that customers remember from those glory days. Too often, customers cite today's products as "not what I remember", yet with RailKing, we think you'll find something far superior to those memories - all at a fair price.

*Continued On Page 29*



Union Pacific RailKing Hudson  
Item No. 1104

**RAIL KING**  
By MTH Electric Trains

## Norfolk & Western In Unsurpassed Quality

Introducing the finest O-31 Northern ever produced; the legendary Norfolk & Western J. This famous black and maroon streamlined steamer features an all die-cast boiler and tender. No plastic noses or tenders, just a solid, durable engine that will last a lifetime!

# NORFOLK & WESTERN J

Mounted on our revolutionary die-cast chassis, all RailKing steam engines feature a smooth running, flywheel coasting drive train that helps prevent derailment accidents. Every engine is equipped with a super puffing smoke system you have to see to believe. You control how much smoke

output occurs by controlling how fast the engine goes, just like real engines! Each engine is also equipped with an operating headlight, illuminated number boards and a state of the art electronic reverse unit and an electronic whistle.

Norfolk & Western J 4-8-4 Northern Item No. 1105

## RailKing™ N&W Steam Engine Features

\* Die-Cast Boiler \* Die-Cast Tender \* Die-Cast Chassis \* Operating Headlight \* Operating Puffing Smoke Unit \* Detailed Cab Interior \* Decorative Metal Whistle & Bell \* Flywheel Coasting Drive Train \* Operates With Any "Standard" AC Transformer \* Simulated Electronic Digital Whistle \* Operating Die-Cast Coupler \* Runs On O-31 Track \* DCRU™ Electronic Reverse With Lockout \* All Metal Wheels & Gears \* Engine & Tender Measure Almost 22" In Length \* Combined Weight Of Engine and Tender is 7<sup>1/2</sup> Pounds \*

Continued From Page 27

**All Die-Cast  
Metal Boiler!!**

That said, take a look at the RailKing line and find well detailed die-cast steam engines unsurpassed by others in its class. One look at the cab interior detail, boiler piping and intricate rivet lines will confirm the superiority of RailKing's detail level. All RailKing tenders are constructed from the same die-cast material as RailKing boilers. You won't find plastic detail body components on RailKing engines - just durable, long lasting locomotives.

New for 1996 are the first diesels in the RailKing line - the venerable F-3. Composed as an AA set, these engines beg for comparison with other O-27 diesels on the market. The detail level is outstanding, but it is the operating strength of the engine that will convince railroad fans of the RailKing F-3's superiority. Die-cast trucks and truck sides, all metal wheels and gears and two vertically mounted, flywheel equipped motors provide the power, weight and traction needed to pull dozens of cars. Operating metal couplers are housed in die-cast pilots uncompromised with large coupler pockets found on other O-27 diesels for excellent coupler operation without an unsightly appearance.

Continued On Page 31

**Add A Matching 4-Car Aluminum Set - See Page 7 For Details!**



**RAIL KING**  
By MTH Electric Trains

# A.T.S.F. 4-8-4 NORTHERN

## A Boy's Engine To Last A Lifetime.

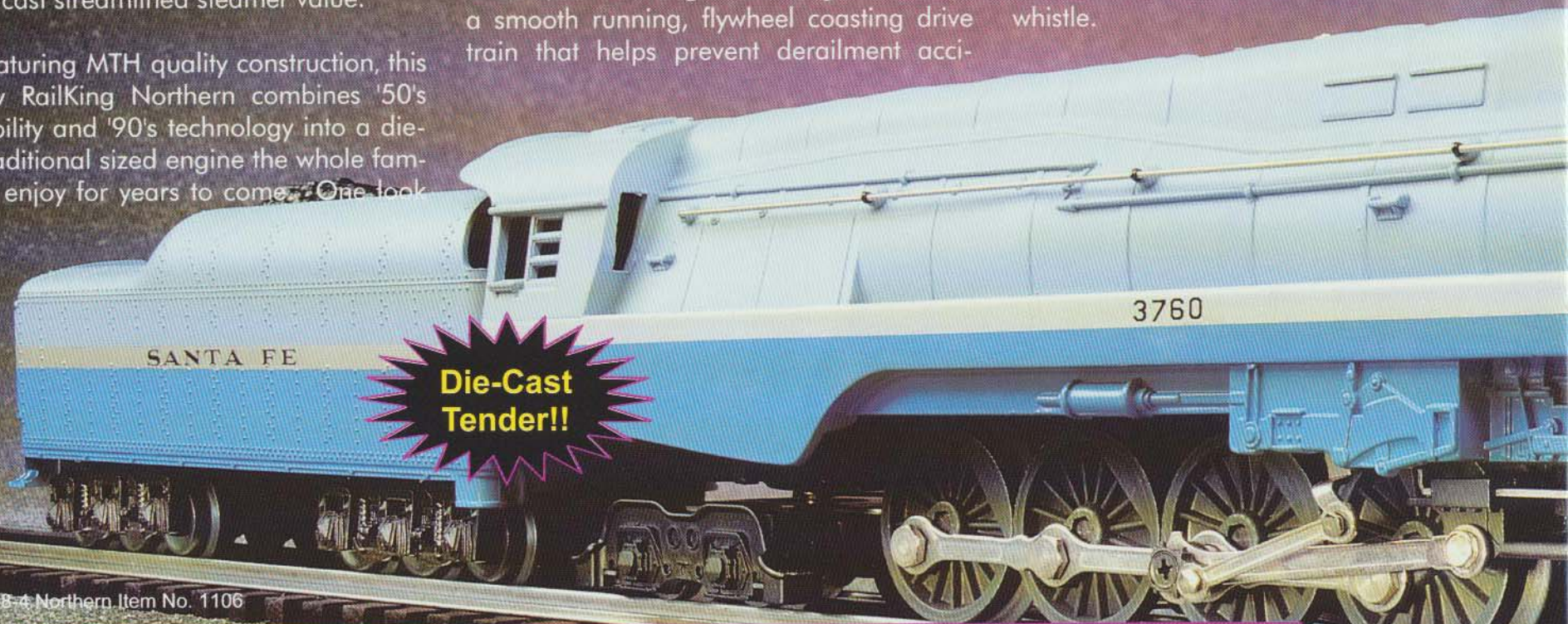
Introducing a never before offered Santa Fe Blue Northern Engine! Like our N&W J, the Santa Fe Northern is a terrific all die-cast streamlined steamer value.

Featuring MTH quality construction, this all-new RailKing Northern combines '50's ruggability and '90's technology into a die-cast traditional sized engine the whole family will enjoy for years to come. One look

at the die-cast boiler and tender and you'll quickly see why the Santa Fe RailKing Northern is a perfect gift for your favorite railroader.

Mounted on our revolutionary die-cast chassis, all RailKing steam engines feature a smooth running, flywheel coasting drive train that helps prevent derailment acci-

dents. Every engine is equipped with a super puffing smoke system. The faster the engine goes, the greater the smoke output, just like real engines! Each engine is also equipped with an operating headlight, illuminated number boards and a state of the art electronic reverse unit and an electronic whistle.



**Die-Cast  
Tender!!**

Santa Fe 4-8-4 Northern Item No. 1106

## RailKing™ Santa Fe Steam Engine Features

- \* Die-Cast Boiler
- \* Die-Cast Tender
- \* Die-Cast Chassis
- \* Operating Headlight
- \* Operating Puffing Smoke Unit
- \* Detailed Cab Interior
- \* Decorative Metal Whistle & Bell
- \* Flywheel Coasting Drive Train
- \* Operates With Any "Standard" AC Transformer
- \* Simulated Electronic Digital Whistle
- \* Operating Die-Cast Coupler
- \* Runs On O-31 Track
- \* DCRU™ Electronic Reverse With Lockout
- \* All Metal Wheels & Gears
- \* Engine & Tender Measure Almost 22" In Length
- \* Combined Weight Of Engine and Tender is 7<sup>1/2</sup> Pounds





Continued From Page 29

Like our RailKing diesels, every RailKing steam engine contains a potent drive train for unparalleled operating performance. Each engine contains an incredible puffing smoke system and a flywheel equipped precision motor mounted in a drive train that creates an incredible draw bar strength that is more than capable of pulling a full set of streamlined O-31 aluminum cars! Try that with other O-27 steam engines and you'll be spinning wheels.

All RailKing diesel and steam engines contain a state-of-the-art Proto-DCRU™ electronic reverse unit and plug in electronic diesel horns or steam whistles. The engines are designed for realistic slow speed operation, but if you wish to open up the throttle, you'll be high ballin' down the track in no time!

In order to really see why RailKing steam and diesel engines are beyond comparison, visit your local hobby shop today. Ask to see a RailKing engine and compare it with other O-27 offerings. You'll agree that O-27 railroading is better than you ever remembered!

**Add A Matching 4-Car Aluminum Set - See Page 7 For Details!**



**RAIL KING**<sup>TM</sup>  
By MTH Electric Trains

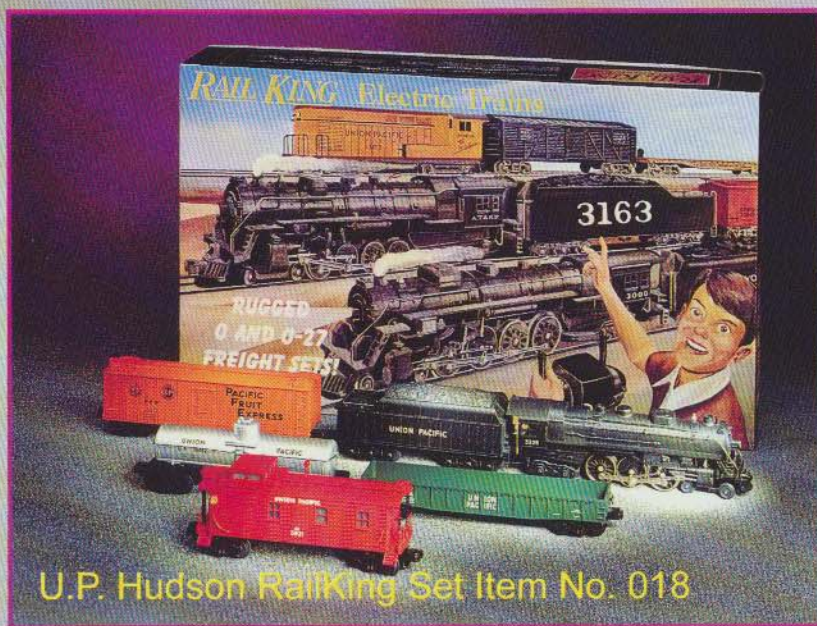

# TRADITIONAL STEAM SETS

There may be no finer way to introduce a train lover, of any age, to the hobby of model railroading than with a RailKing Traditional Steam Set. Each RailKing Steam Set


contains either a New York Central or Union Pacific 4-6-4 Die-Cast Hudson steam engine and four RailKing Freight Cars.

Each die-cast Hudson contains a powerful flywheel equipped motor, a puffing oper-


ating smoke system, an operating headlight, an electronic reverse unit and an electronic steam whistle. A RailKing lighted caboose and three additional freight cars, each equipped with die-cast trucks and operating couplers round out the set.



U.P. Hudson RailKing Set Item No. 018

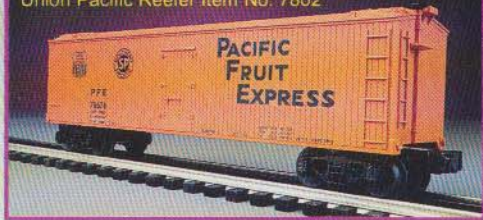


N.Y.C. Hudson RailKing Set Item No. 017



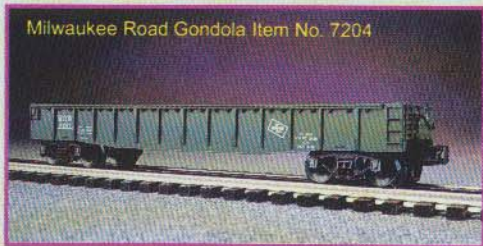
**RAILKING FREIGHT CARS  
ALSO AVAILABLE SEPARATELY**

Union Pacific Reefer Item No. 7802



Reefer Cars Also Available In: Pennsylvania, New York Central, Santa Fe and R.E.A.

Milwaukee Road Gondola Item No. 7204



Gondola Cars Also Available In: New York Central, Union Pacific, and A.C.L.

Union Pacific Boxcar Item No. 7402



Box Cars Also Available In: Pennsylvania, New York Central, Santa Fe, and Illinois Central

New York Central Tank Item No. 7301




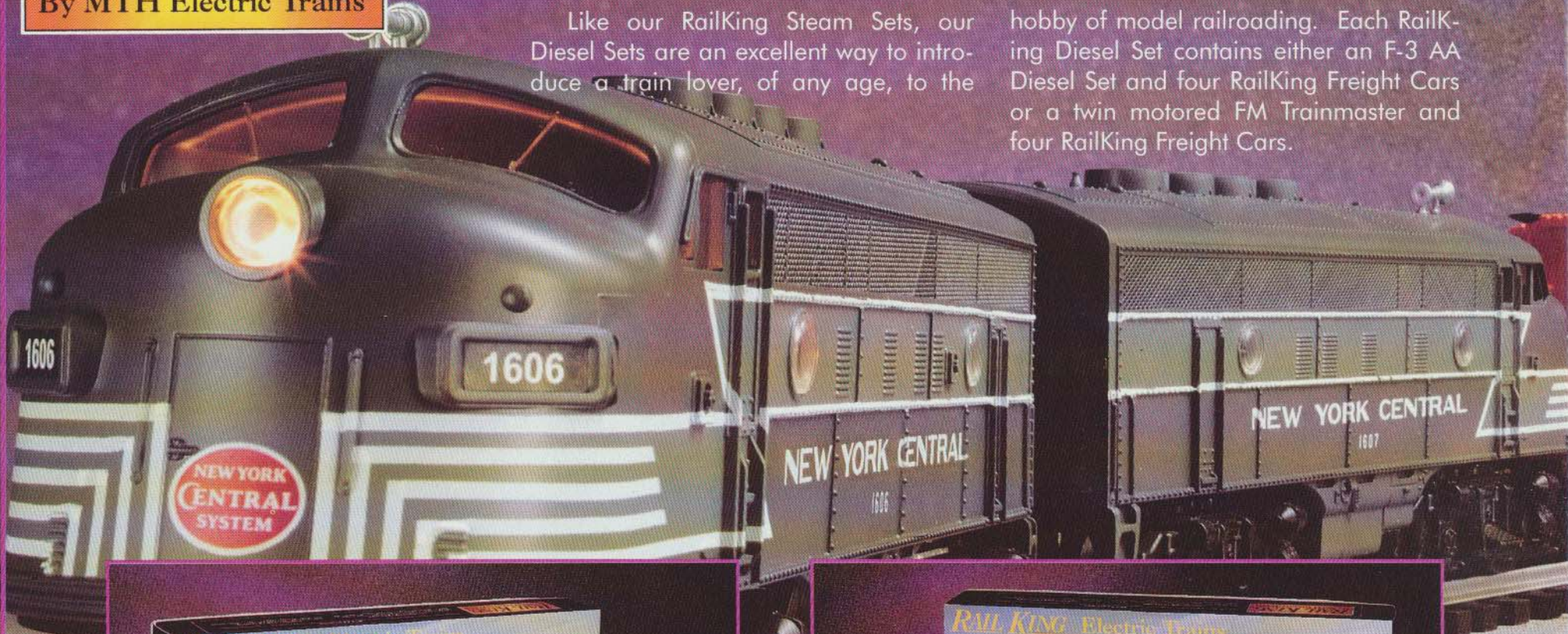
Tank Cars Also Available In: Pennsylvania, Balt. & Ohio, Union Pacific and Santa Fe

**RAIL KING**<sup>TM</sup>  
By MTH Electric Trains


# TRADITIONAL DIESEL SETS

Like our RailKing Steam Sets, our Diesel Sets are an excellent way to introduce a train lover, of any age, to the

hobby of model railroading. Each RailKing Diesel Set contains either an F-3 AA Diesel Set and four RailKing Freight Cars or a twin motored FM Trainmaster and four RailKing Freight Cars.



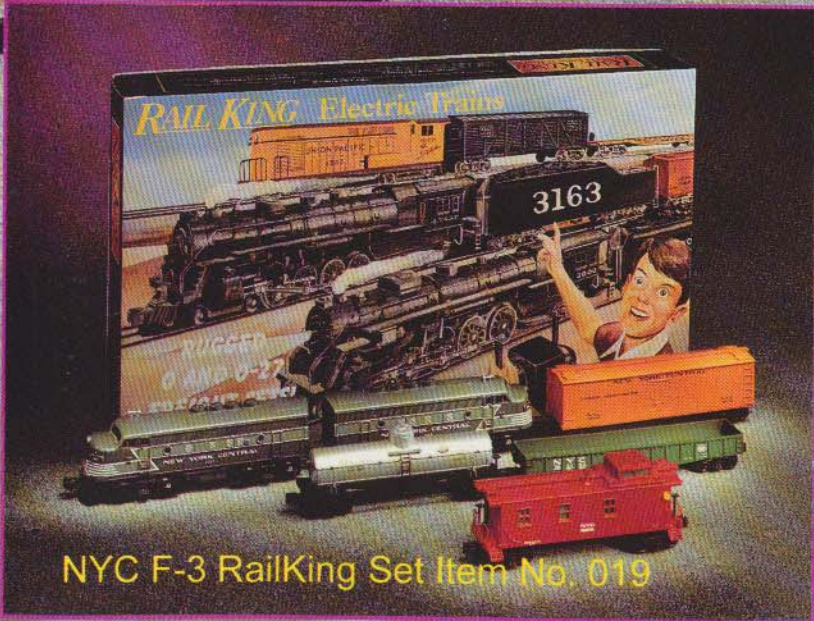

Union Pacific F-3 RailKing Set Item No. 020



FM Trainmaster RailKing Set Item No. 021

# RailKing™ Freight Car Features

\* Sturdy ABS Plastic Bodies \* Die-Cast Metal Trucks \* Die-Cast Operating Metal Couplers \* Stamped Metal Floors \* Sliding Boxcar and Stock Car Doors \* Colorfully Painted and Decorated \* Detailed Brake Wheels \* Fast-Angle Metal Wheels \* Needle-Point Axles \* Lighted Caboose \* Box, Stock, and Reefer Cars Measure Approximately 3<sup>1</sup>/<sub>4</sub>" Tall by 10<sup>3</sup>/<sub>4</sub>" Long by 2<sup>3</sup>/<sub>8</sub>" Wide \* Hopper Car Measures 2<sup>1</sup>/<sub>2</sub>" by 10<sup>3</sup>/<sub>4</sub>" by 2<sup>1</sup>/<sub>2</sub>" \* Tank Car Measures 3<sup>1</sup>/<sub>4</sub>" by 9" by 2<sup>3</sup>/<sub>8</sub>" \* Caboose Measures 3<sup>1</sup>/<sub>2</sub>" by 8<sup>1</sup>/<sub>2</sub>" by 2<sup>3</sup>/<sub>8</sub>" \* Flat Car Measures 1" by 10<sup>1</sup>/<sub>2</sub>" by 2<sup>1</sup>/<sub>4</sub>" \* Gondola Car Measures 1<sup>1</sup>/<sub>2</sub>" by 10<sup>3</sup>/<sub>4</sub>" by 2<sup>1</sup>/<sub>4</sub>" \*



NYC F-3 RailKing Set Item No. 019

## ALSO AVAILABLE SEPARATELY

New York Central Caboose Item No. 7701



Caboose Also Available In: Pennsylvania, Union Pacific, Santa Fe and Norfolk & Western

Burlington Hopper Item No. 7504



Hopper Cars Also Available In: Pennsylvania, New York Central, Union Pacific and Santa Fe

New York Central Flat Car Item No. 7601





Flat Cars Also Available In: Pennsylvania, New York Central, Union Pacific, and Santa Fe

Santa Fe Stock Car Item No. 7103



Stock Cars Also Available In: Pennsylvania, New York Central, Union Pacific, and A.C.L.



All products depicted in this catalog are not production models. In some cases, the models pictured may be HO, O Scale or some other products. All items graphics, features and content are subject to change after publication. All product descriptions may be verified on their retail packages.

© 1995, MTH Electric Trains, Columbia, Maryland. ProtoSounds and RailKing are MTH Trademarks. QSI, ACRU & DCRU are registered trademarks of QS Industries, Inc.